

BUILDING A DECK? THINGS YOU SHOULD KNOW FIRST

GENERAL REQUIREMENTS

PLACEMENT OF DECKS IS REGULATED BY THE CURRENT EDITION OF THE NATIONAL BUILDING CODE OF CANADA AND REGULATED BY MUNICIPAL ZONING BYLAW NO. 14/2003

A DECK WITH ITS WALKING SURFACE MORE THAN 18" ABOVE THE GROUND REQUIRES A BUILDING PERMIT

A DECK WITH ITS WALKING SURFACE **600mm (2'-0") OR MORE** ABOVE FINISHED GRADE REQUIRES GUARD RAILS

A DECK, WHERE THE DISTANCE FROM THE GROUND TO THE UNDERSIDE OF THE FLOOR JOISTS IS LESS THAN 600mm (2'-0"), MAY HAVE A FOUNDATION CONSISTING OF PRECAST DECK BLOCKS

A DECK, WHERE THE DISTANCE FROM THE GROUND TO THE UNDERSIDE OF THE FLOOR JOISTS IS MORE THAN 600mm (2'-0"), REQUIRES A FOUNDATION CONSISTING OF PILES TO A DEPTH OF 3048mm - 3658mm (10'-0" - 12'-0")

A DECK THAT IS CONNECTED TO A STRUCTURE SUCH AS A BUILDING OR A COVERED DECK REQUIRES A FOUNDATION CONSISTING OF PILES TO A **DEPTH OF 3048mm - 3658mm (10'-0" - 12'-0")**

ALLOWABLE ENCROACHMENTS

DECKS **MORE THAN 400mm (16")** ABOVE FINISHED GRADE CANNOT PROJECT MORE THAN 1800mm (6'-0") INTO THE REQUIRED FRONT YARD

DECKS **MORE THAN 600mm (2'-0")** ABOVE FINISHED GRADE MAY ENCROACH INTO THE REQUIRED SIDE YARD **NOT MORE THAN 1800mm (6'-0")** AND MAY NOT ENCROACH **MORE THAN 25%** INTO THE WIDTH OF THE REQUIRED SIDE YARD (WHICHEVER IS LESS)

DECKS **MORE THAN 600mm (2'-0")** ABOVE FINISHED GRADE MAY ENCROACH A **MAXIMUM OF 3000mm (9'-10")** INTO THE REQUIRED REAR YARD SETBACK

BUILDING PERMIT APPLICATIONS

TO APPLY FOR A BUILDING PERMIT TO CONSTRUCT A DECK OBTAIN A BUILDING PERMIT APPLICATION FROM BUILDING SERVICES AND FILL IN **ALL** THE INFORMATION REQUIRED IN THIS BROCHURE

REQUIRED INSPECTIONS

A DECK THAT REQUIRES A BUILDING PERMIT IS REQUIRED TO BE INSPECTED BY A CITY BUILDING OFFICIAL

IT IS THE HOME OWNERS RESPONSIBILITY TO CONTACT BUILDING SERVICES AND OBTAIN THE REQUIRED INSPECTIONS

ADDITIONAL INFORMATION

BEFORE EXCAVATING OR DRILLING HOLES IT IS ADVISED THAT YOU CONTACT THE FOLLOWING UTILITY PROVIDERS FOR LINE LOCATIONS

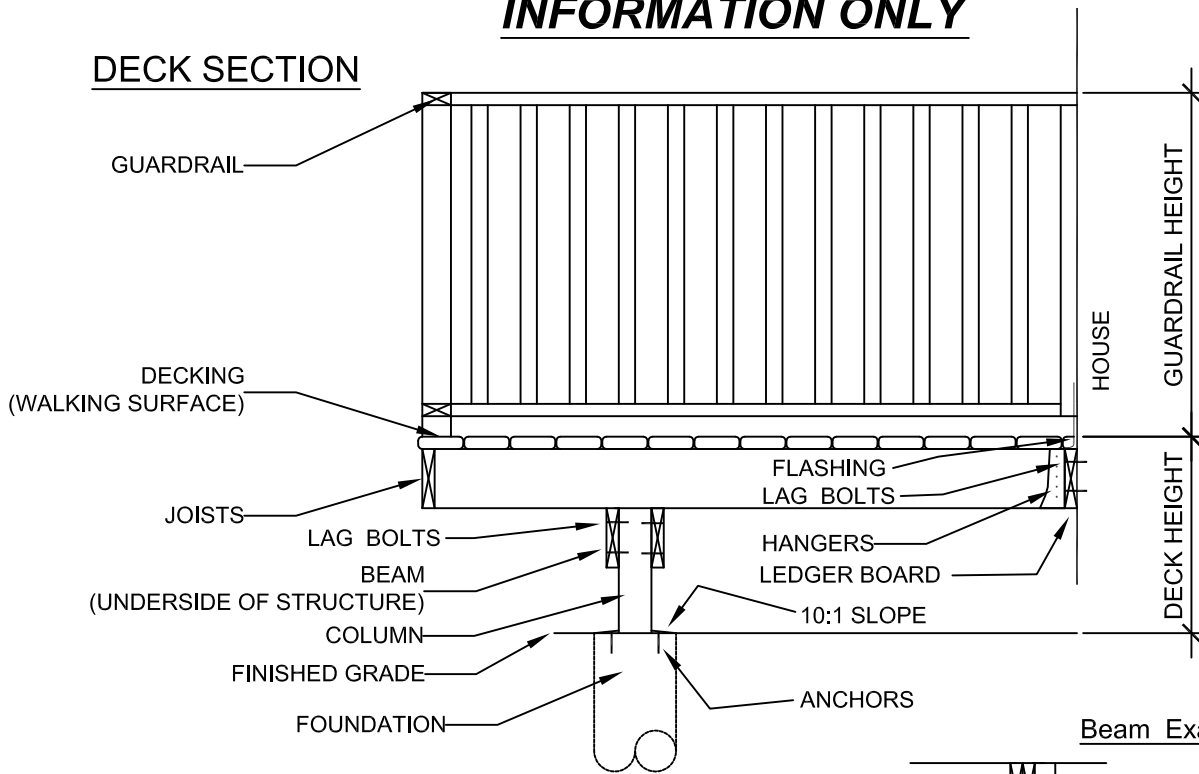
SASK FIRST CALL 1-866-828-4888
ACCESS COMM. 786-1566

***BUILDING PERMIT APPLICATIONS WILL NOT BE
PROCESSED UNLESS ALL INFORMATION REQUIRED
IN THIS BROCHURE IS PROVIDED***

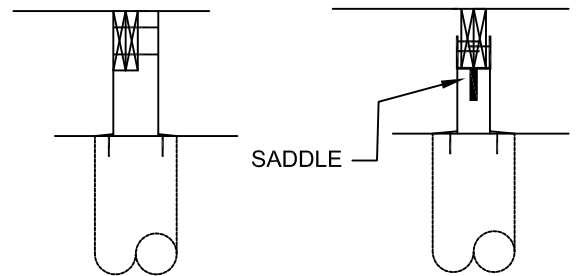
THIS BROCHURE IS PUBLISHED BY THE CITY OF YORKTON AND HAS NO LEGAL STATUS AS AN OFFICIAL INTERPRETATION OF THE VARIOUS CODES, REGULATIONS, BYLAWS OR STATUTES CURRENTLY IN EFFECT WITH REGARD TO CONSTRUCTION OR THE OFFERING FOR SALE OF ANY PROPERTY BY THE CITY OF YORKTON. USERS ARE ADVISED TO CONTACT THE BUILDING SERVICES DIVISION FOR ASSISTANCE AS THE CITY OF YORKTON ACCEPTS NO RESPONSIBILITY TO PERSONS RELYING SOLELY ON THIS INFORMATION

INFORMATION ONLY

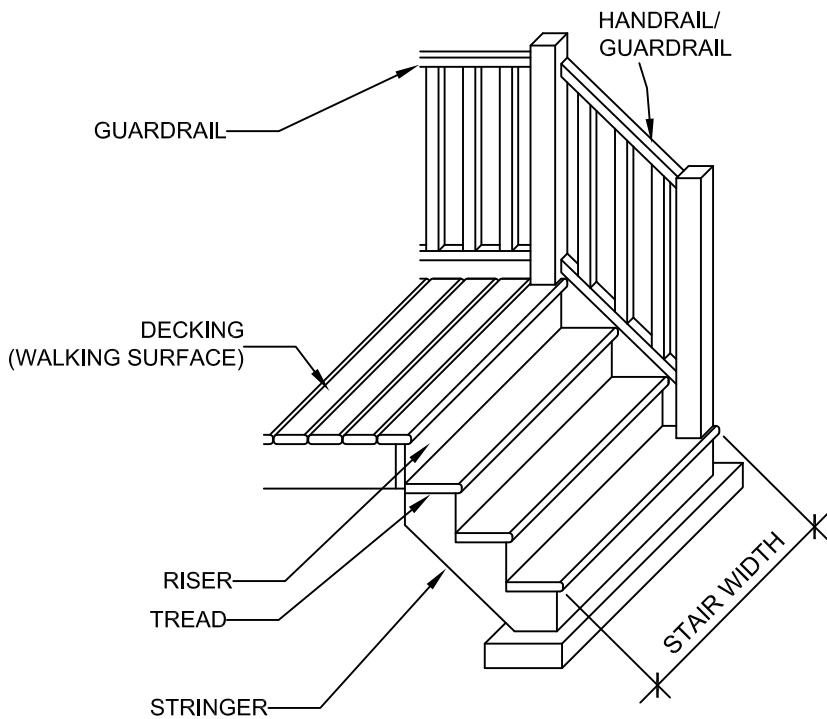
DECK SECTION



Beam Examples



STAIR DETAIL



Stair Requirements:

- Treads and risers must have a uniform rise and run in any one flight including top and bottom risers.
- Risers must be 125mm (5 in.) minimum to 200mm (8 in) maximum.
- Treads must be 255mm (10 in) minimum to 355mm (14 in) maximum.
- Handrails are required on stairs with more than 3 risers.

Suggested Spans

Joist Spans

Joist Size	16" o.c.	24" o.c.	maximum cantilever
2" x 6"	9'-4"	8'-2"	12"
2" x 8"	12'-4"	10'-9"	16"
2" x 10"	14'-6"	13'-6"	24"

2 Ply Beam

Joist Length	2 x 6	2 x 8	2 x 10
8'-0"	6'-6"	8'-6"	10'-0"
10'-0"	6'-0"	8'-0"	9'-6"
12'-0"	5'-6"	7'-0"	8'-0"

3 Ply Beam

Joist Length	2 x 8	2 x 10
8'-0"	10'-0"	13'-0"
10'-0"	9'-6"	11'-6"
12'-0"	8'-6"	10'-0"

Maximum Beam Cantilever

Beam Size	Maximum Cantilever
2" x 6"	1'-0"
2" x 8"	1'-6"
2" x 10"	2'-0"

The following checklist may be used with your permit application:

Address: _____

Size of deck _____

Height of deck above grade _____

Height of guardrails: 36"(decks >2'-0")

42"(decks >6'-0")

spindles must be spaced < 4"

BEAM SIZE:

2 ply 3 ply

2" X 6" 2" X 8" 2" X 10"

POST SIZE:

4" X 4" 6" X 6" Other _____

Distance between posts _____

*posts for decks over 2'-0" high must be laterally supported to resist racking and/or differential movement.

JOIST SIZE:

2" X 6" 2" X 8" 2" X 10"

JOIST SPACING:

16" 24"

DECKING:

2" X 4" Lumber 2" X 6" Lumber

5/4" X 6" Lumber Composite Material

Solid Surface (plywood) Decking

Installed perpendicular to joists

Installed diagonally

FOUNDATION:

Deck Blocks

Concrete Pad Size _____

*Concrete pads are recommended under deck blocks.

Concrete Piles Dia. _____ Length _____

Screw Piles Installer _____

*concrete piles require 1-15 m rebar minimum extending the full depth of the pile.

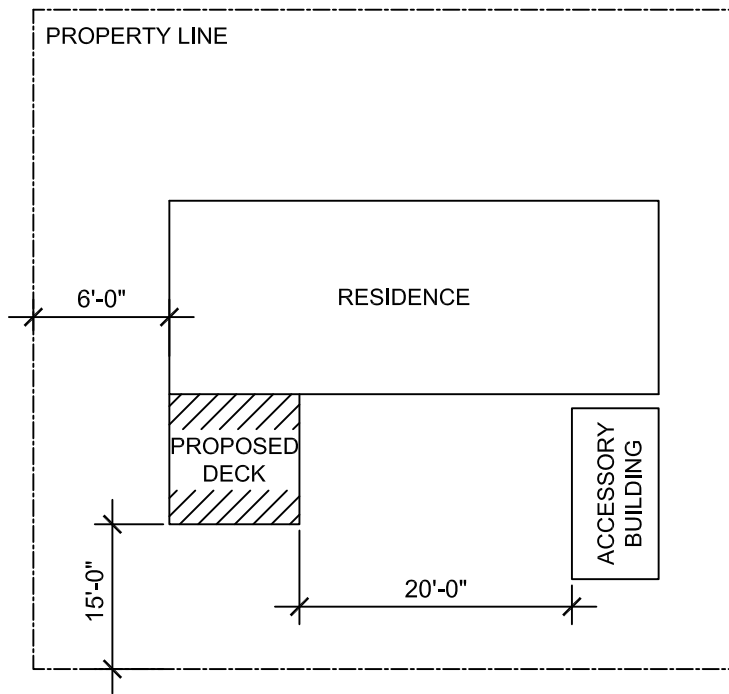
SITE / DECK PLAN

NOTE:

ALL INFORMATION MUST BE PROVIDED IN ORDER TO PROCESS PERMIT APPLICATION

EXAMPLE

SITE PLAN



DECK PLAN

